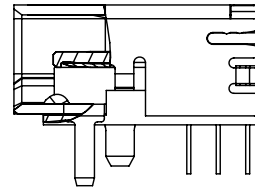
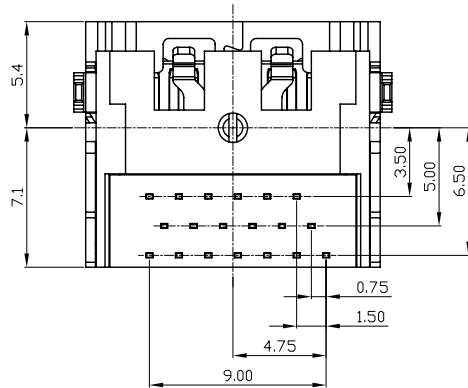
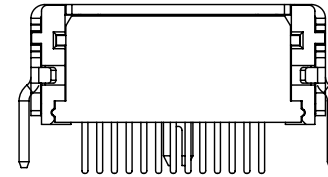
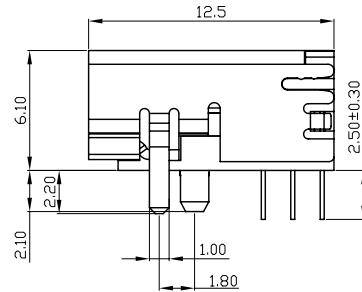
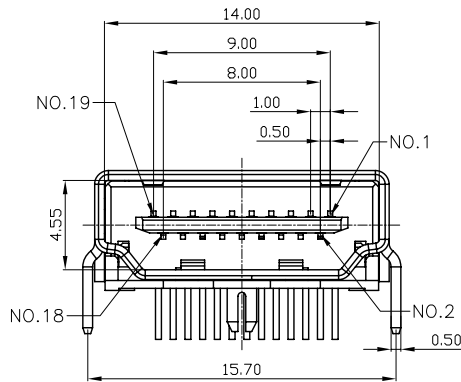


RECOMMENDED PCB LAYOUT (TOP VIEW)
TOLERANCE FOR PCB LAYOUT IS ± 0.05



NOTE:

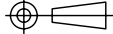
- 1.MATERIAL:
 - 1.1 Insulator:LCP+30%Glass Fiber(UL94V-0) BLACK
 - 1.2 Shell And Contact: Brass
 - 1.3 Contact Plating:1u"MIN. GOLD PLATING ON CONTACT AREA. 100u"MIN.TIN PLATING ON SOLDER TAILS. 50u"MIN.NICKEL UNDERPLATING OVERALL.
 - 1.4 Shell:80u"Nickel plated over all
- 2.SPECIFICATION:
 - 2.1 Current Rate:0.5Amp Min
 - 2.2 insulator Resistance:100M Ω Min
 - 2.3 Dielectric Strength: 500V AC Per minute
 - 2.4 Contact Resistance: 30m Ω Max
 - 2.5 Operation Temperature:-55°C~+85°C

TOLERANCE UNLESS OTHERWISE SPECIFIED
.XXX ± 0.10
.XX ± 0.20
.X ± 0.30
.X' $\pm 3'$

产品名称 HDMI 19PIN母三排90度
PART NAME:

料号
PART No:

C

PROJECTION:  THIRD ANGLE PROJECTION

CHECKED

UNIT:

SCALE

REV(NO)

SHEET

DRAWN

DATE 2012.05.25

 库乐科技

| REV: | DESCRIPTION | REV BY | APPROVED | DATE | MATL | SEE SPECIFICATION | APPROVED |
|------|-------------|--------|----------|------|------|-------------------|----------|
|------|-------------|--------|----------|------|------|-------------------|----------|

1:1mm A 1 OF 1